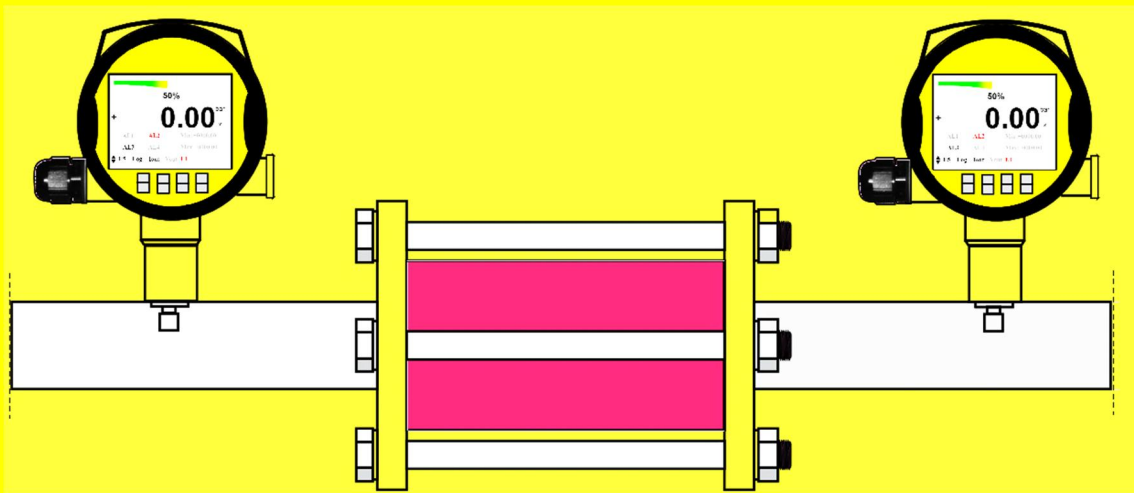


Digital Pressure Transmitter

MODEL: SB-P

SMART BIENE.





MECHANICAL SPECIFICATIONS

- Robust NEMA 4X (IP66) aluminum die cast housing.
- Easily rotatable display, 90° increments.
- Absolute or relative pressure measurement.
- Weight: ~ 1900 g.
- Mounting Accessories: U-Bolt with screw threads on both ends.
- Media: liquid and gas compatible with 316SS and pH17-4.
- Standard Ranges (Gauge): -1...1 to 0...250 bar
- Sensor Material: ceramic, Al₂O₃, (96%)
- O-ring (media contacting): FKM, CR, EPDM.
- Mounting torque: 15...20 nm.

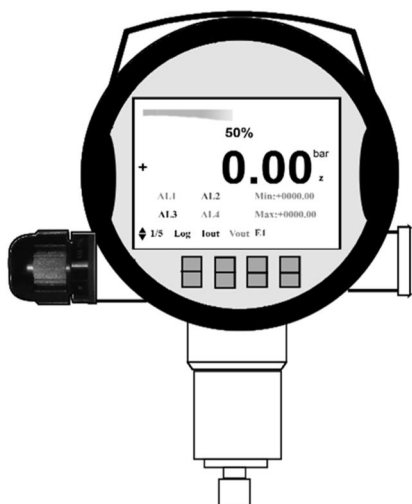


Figure 1: Typical Differential Pressure Transmitter

ENVIRONMENTAL CONDITIONS

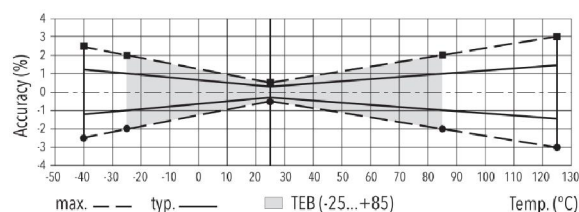
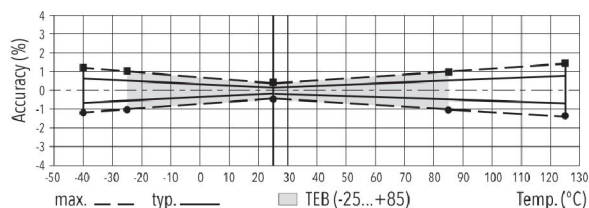
- Operating temperature: -25 ...+85°C
- Media temperature: -25 ...125°C
- Humidity: max. 95%
- Relative vibration: 2g (10...2000 Hz)
- Shock: 5g/ 8 ms.

ELECTRICAL SPECIFICATIONS

- Display: 2.8 inch full-color TFT LCD with LED Backlight.
- Supply Voltage: 24VDC.
- Voltage Output: 0-10 , 0-5 V, MIN Load: 10KΩ
- Current Output: 0-10 , 0-20 , 4-20 mA , MAX Load: 500Ω
- Relays Outputs: 2 or 4 Relays, 0.5A-220VAC or 4A-30VDC.
- RS-485 2wire communication protocol.
- Insulation Resistance: 50Vdc (>100MΩ).
- All In-Out Ports: 30VDC Circuit Protected.
- CE Compliance: EMC Directive 2004/108/EC IEC/EN 61326-1: 2006 (EMI Class A/ EMS Table 2).
- IEC/EN 61326-2-3: 2006 (Annex BB (Pressure Transducer)).

MEASURING SPECIFICATIONS

- Reference Condition: 23C (73F).
- Accuracy: +/-0.1% FS (URL), +/-0.25% FS (URL), +/-0.3% FS (URL), +/-0.5% FS.
- (URL) (Accuracy includes the effects of linearity, Hysteresis, and repeatability).
- Stability: ±0.25% FS/year
- Response Time: 30msec.
- Output Resolution: 0.3% FS (URL)
- LCD Accuracy:±0.25% FS (URL) + last digit





MODEL SELECTION

S B - - P - 1 - G - 1 0 4 0 - G - 1 - 0 0 2 5 - U L - -

Device Type:

-P: Digital Pressure Transmitter.

Measuring Accuracy:

- 1: ±0.1% FS.
- 2: ±0.25% FS.
- 3: ±0.3% FS.
- 4: ±0.5% FS.

Connection Type:

- G: G 1/4"-male
- N: NPT 1/4"-male

Output:

- | | |
|----------------------------------|----------------------|
| 1: Current Output (0-20/4-20 mA) | 0: NO Current Output |
| 1: Voltage Output (0-5/0-10 V) | 0: NO Voltage Output |
| 2: Two-Relay Output | 4: Four-Relay Output |
| 1: RS-485 Output | 0: NO RS-485 Output |

Measuring Type:

- G: Gauge
 - A: Absolute
- O-ring:**
- 1: FKM
 - 2: CR
 - 3: EPDM

Measuring Range: (bar)

- 1040: -1 to 4
- 0010: 0 to 1
- 0016: 0 to 1.6
- 0025: 0 to 2.5
- 0040: 0 to 4
- 0060: 0 to 6
- 0100: 0 to 10
- 0160: 0 to 16
- 0250: 0 to 25
- 0400: 0 to 40
- 0600: 0 to 60
- 1000: 0 to 100
- 0160: 0 to 160
- 0250: 0 to 250

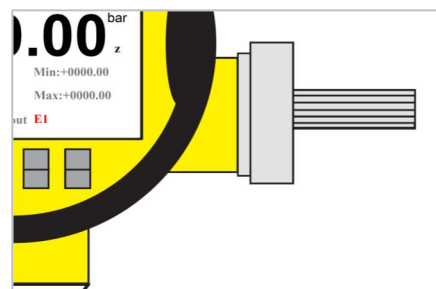
Options:

- UL: USB Connection & Data Logger
- T: External trimming Potentiometer.

EXTERNAL TRIMPOT

External trimming Potentiometer can be used for External Configuration of ALARM Value:

- Don't need to Enter in Menu.
- You can see alarm value in main page 1.
- User friendly for machine operators.



WWW.SMARTBIENE.COM

Smart Measurement.

All specifications are subject to change without notice.
All sales subject to standard terms and conditions.
© Smart Biene Inc. 2012/09/15

Smart Biene Inc., 250 East Main Street, Stuttgart,
Germany.
Email: info@smartbiene.com